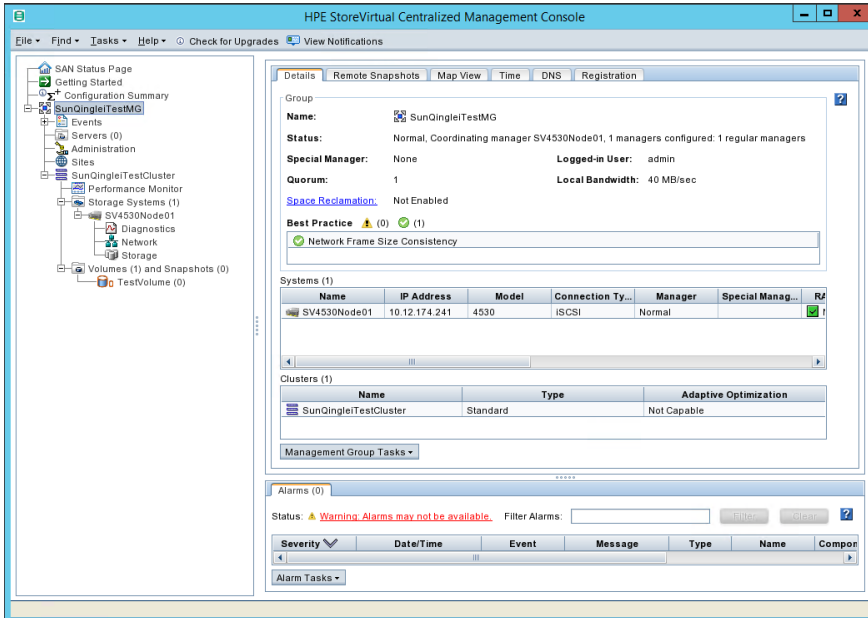


组网及说明

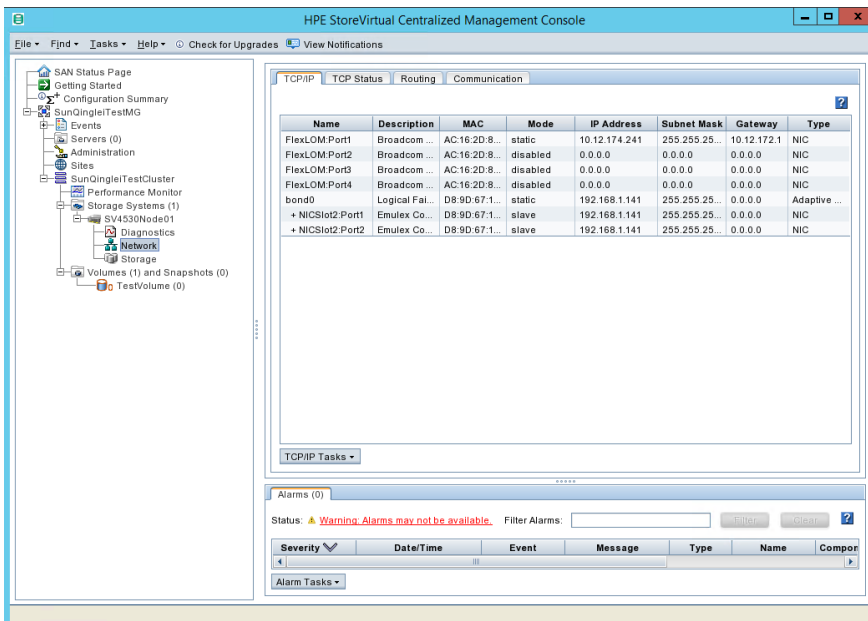
StoreVirtual 4530

配置步骤

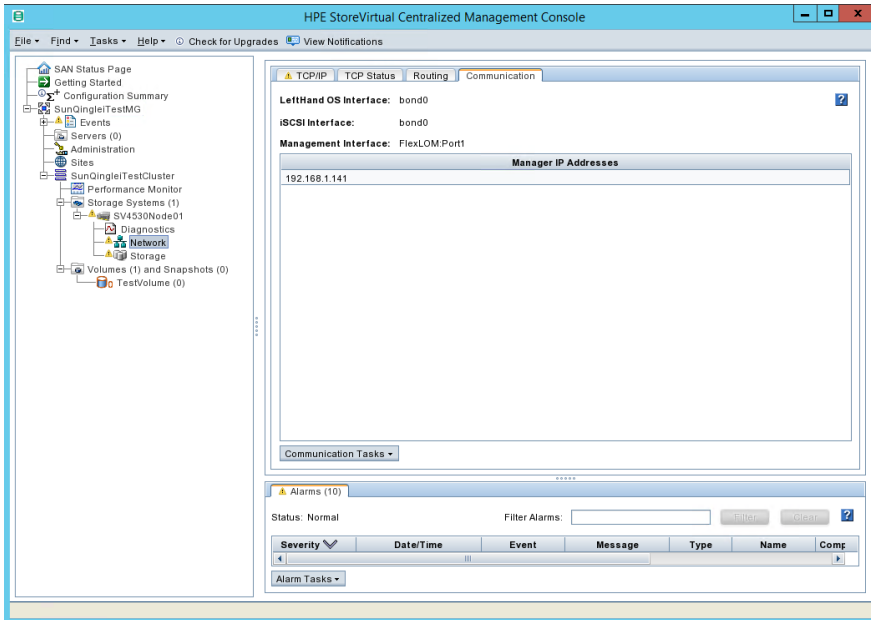
管理组内包含一台StoreVirtual 4530存储系统。



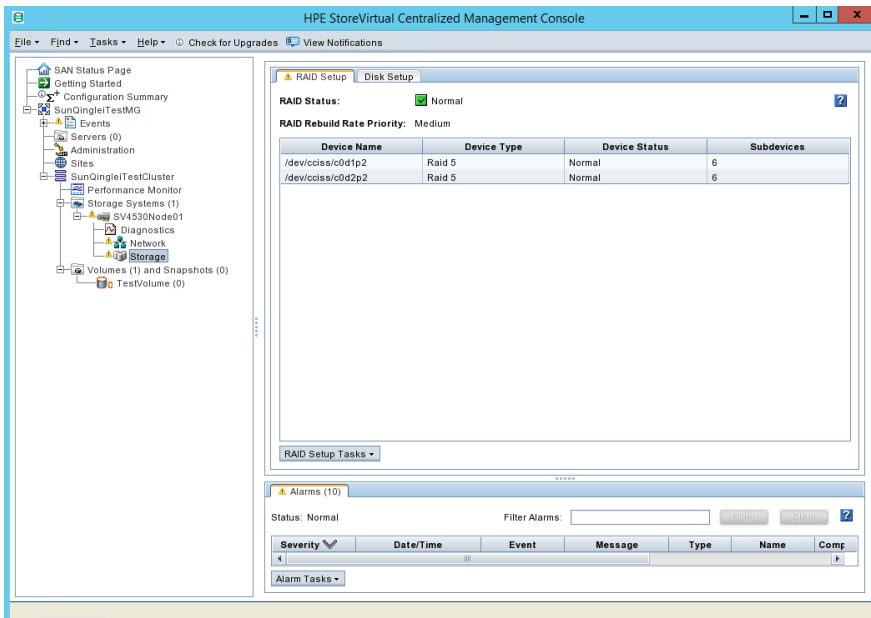
存储系统网卡配置如下。



通信端口设置如下。



存储系统的物理硬盘RAID级别为RAID5。



supportlogin登录该存储系统，进入/etc/efthand目录后，执行./factoryreset，将存储系统恢复至初始未配置状态。

```
[root@SV4530Node01 lefthand]# ./factoryreset
./factoryreset: postpone any OS archiving until next reboot
./factoryreset: Stopping all required processes
stop: Stopping SanIQ Services:
Stopping hydra_respwarmr: [ OK ]
stop: Stopped hydra
Shutting down ntpd: [ OK ]
stop: Stopped ntpd
Shutting down snmpd: [ OK ]
stop: Stopped snmpd
response: memmonitor ok: hydra ok: mgmt-gw failed: dbd_agent ok: hplimon ok: gcagent ok: eman ok: hpapimon ok: dbd_store ok: hplogmon ok: dbd_manager
ok:
stop: servicectl --stop-all
stop: Done.
./factoryreset: Reset hydra/Device manager
hydra: Resetting Hydra Settings:
hydra: clean up universal NTP and time
Looking For Config at: [/etc/lefthand/hwid.conf]
Model: [4530]
hydra: clear all email settings
hydra: remove passwd and groups
hydra: Done.
./factoryreset: Reset external services
Looking For Config at: [/etc/lefthand/hwid.conf]
Model: [4530]
services: Resetting Auxiliary Services:
services: clean up hydra NTP and time
services: clean up snmp
Shutting down snmpd: [ OK ]
Configuring SNMP ...
config=HPDL08B
BASEDIR=/
BRANDDIR=/etc/lefthand/brand/HPDL08B
COMMONDIR=/etc/lefthand/brand/common
Creating basic SNMP configuration ...
/etc/snmp /etc/lefthand
Configuring platform specific settings ...
Configuring LeftHand specific settings ...
Done configuring SNMP.
services: Remove syslog config
services: reset variable list and settings to default
services: Restore original configs
services: Done.
./factoryreset: Reset Network Code - common
Looking For Config at: [/etc/lefthand/hwid.conf]
Model: [4530]
network: Resetting Network Settings:
network: remove interface configs
network: remove LHM network config
```

```

[root@SV4530Node01 lefthand]# ./factoryreset
./factoryreset: postpone any OS archiving until next reboot
./factoryreset: Stopping all required processes
stop: Stopping SaniQ Services:
Stopping hydra respawner: [ OK ]
stop: Stopped hydra
Shutting down ntpd: [ OK ]
stop: Stopped ntpd
Shutting down snmpd: [ OK ]
stop: Stopped snmpd
response: nemonitor ok: hydra ok: mgmt-gw failed: dbd_agent ok: hpclicmon ok: gcagent ok: eman ok: hppaimon ok: dbd_store ok: hplogmon ok: dbd_manager
ok:
stop: servicectl --stop-all
stop: Done.
./factoryreset: Reset hydra/Device manager
hydra: Resetting Hydra Settings:
hydra: clean up universal NTP and time
Looking For Config at: [/etc/lefthand/hwid.conf]
Model: [4530]
hydra: clear all email settings
hydra: remove passwd and groups
hydra: Done.
./factoryreset: Reset external services
Looking For Config at: [/etc/lefthand/hwid.conf]
Model: [4530]
services: Resetting Auxiliary Services:
services: clean up hydra NTP and time
services: clean up SNMP
Shutting down snmpd: [ OK ]
Configuring SNMP ...
config=HPDLG8B
BASEDIR=/
BRANDDIR=/etc/lefthand/brand/HPDLG8B
COMMONDIR=/etc/lefthand/brand/common
Creating basic SNMP configuration ...
/etc/snmp /etc/lefthand
Configuring platform specific settings ...
Configuring LeftHand specific settings ...
Done configuring SNMP.
services: Remove syslog config
services: reset variable list and settings to default
services: Restore original configs
services: Done.
./factoryreset: Reset Network Code - common
Looking For Config at: [/etc/lefthand/hwid.conf]
Model: [4530]
network: Resetting Network Settings:
network: remove interface configs
network: remove LHM network config

network: clear dhcp info
network: reset hostname to 4530-CDB48
network: remove all dns servers
network: Done.
./factoryreset: Reset saniq
saniq: Resetting SaniQ Settings:
response:ok:
response:failed:unknown service dbd_vmanager
response:ok:
response:ok:
saniq: 'unknown service' messages are normal [ OK ]
Stopping hydra respawner:
saniq: remove /etc/lefthand/data/manager/data, store, agent, virtualmanager
rm: cannot remove '/etc/lefthand/data/store/data/volinfo': is a directory
saniq: Done.
./factoryreset: Reboot the system

Broadcast message from root@SV4530Node01
(/dev/pts/8) at 5:39 ...

The system is going down for reboot NOW!
[root@SV4530Node01 lefthand]#

```

重置存储系统后，存储系统将重启，重启后，进入SAN/iQ Console，需重新配置存储系统主机名、网卡端口。

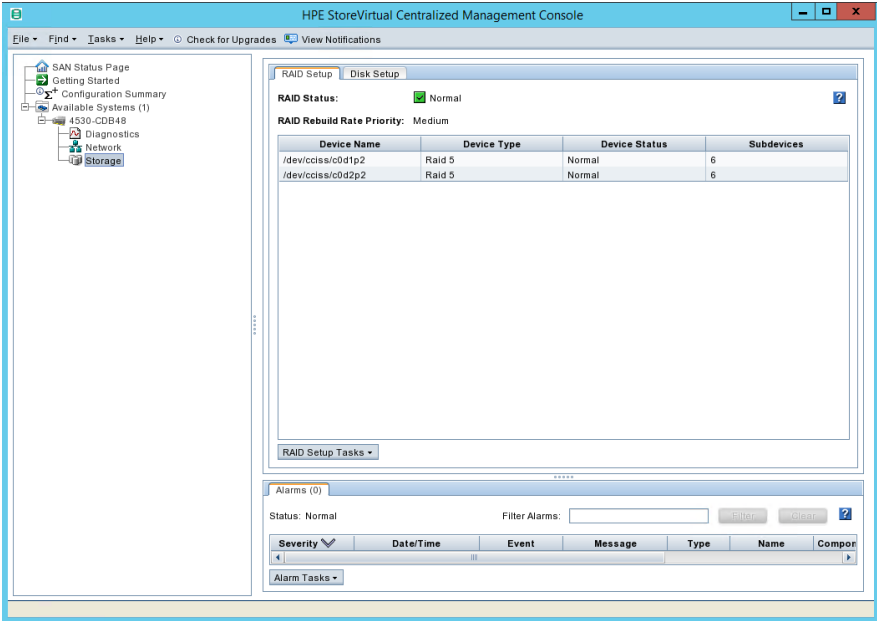
```

Probing EDD (edd=off to disable)... ok

Type in "start" and hit enter at the login prompt.
SAN/iQ Version: 12.7.00.0226
Model : 4530
4530-CDB48 login: _

```

```
+--[ Configuration Interface: ]+
|
| [   General Settings   ] |
| [ Network TCP/IP Settings ] |
| [ +--[ Avail+--[ Network Settings: ]-----+
| [
| [
| [ < FlexL Specify the network settings for the Broadcom Corporation
| [ FlexL: NetXtreme BCM5719 Gigabit Ethernet PCIe port. Be sure the
|-- [ FlexL: Ethernet cable is plugged into the selected port.
| [ [ FlexL:
+--- [ NICS1: Hostname: 4530-CDB48
| [ NICS1:
| [ ( ) Disable Interface.
|----- [ ( ) Obtain IP address automatically using DHCP.
| [ (*) Use the following IP address:
|----- [
| IP Address: 10.12.174.241
| Mask: 255.255.252.0
| Gateway: 10.12.172.1
|
| [ OK ] [ CANCEL ]
|-----+
|
+-----+
```



配置关键点