

# 知 Workspace搭建配置未启用安全连接的389端口AD服务器，并同步AD上创建的域用户

程宏辉 2021-05-19 发表

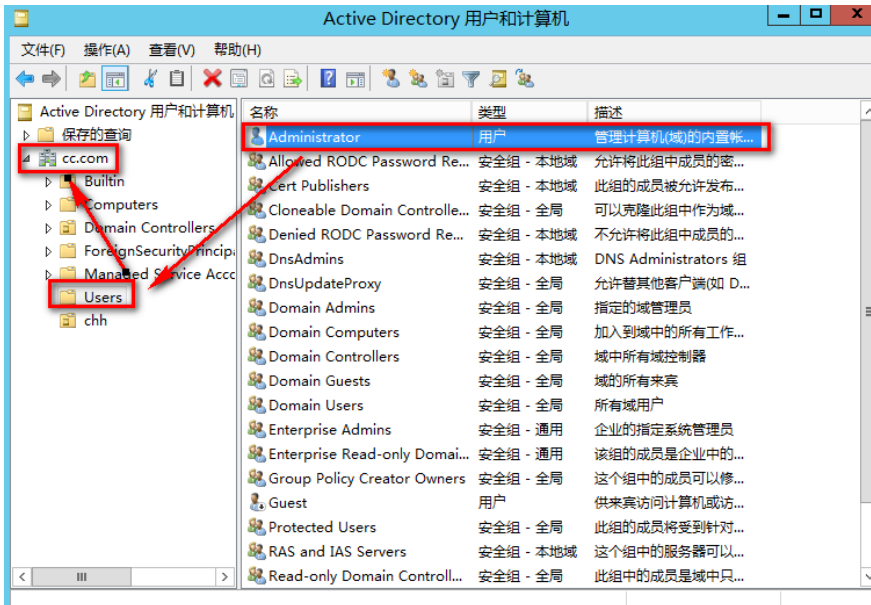
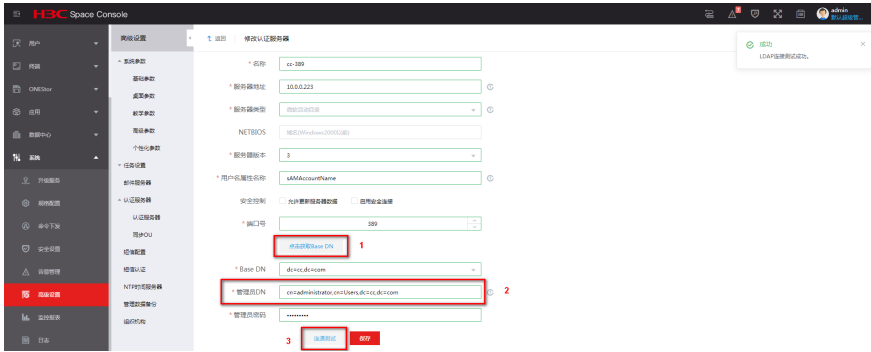
## 组网及说明

workspace软件版本：E1007P08

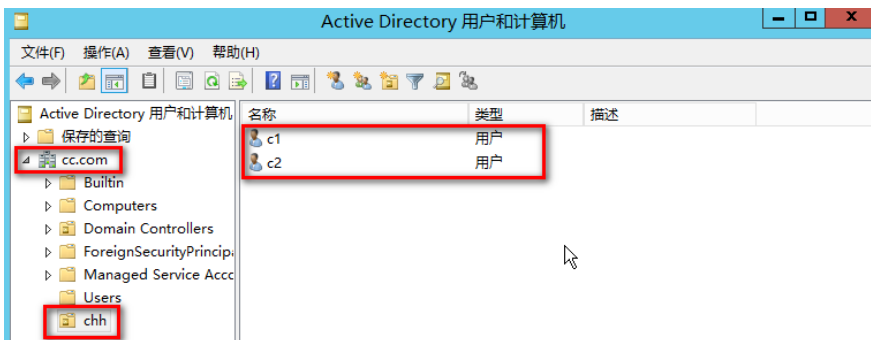
域控服务器操作系统版本：Windows Server 2012R2

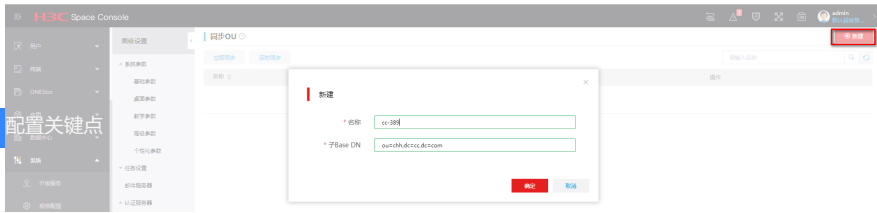
## 配置步骤

- 1.参考百度方法搭建AD服务器: [https://blog.csdn.net/qq\\_36992015/article/details/108347362](https://blog.csdn.net/qq_36992015/article/details/108347362)
- 2.参考百度方法新建域用户和密码: <https://jingyan.baidu.com/article/fea4511ad2aa98f7bb9125a5.html>
- 3.workspace前台新建认证服务器



- 4.workspace前台同步组织单元ou=chh里面的所有域用户





配置关键点