

知 S5000PV3/5130/5150系列V7交换机作为RADIUS服务器对802.1X用户进行认证配置 (命令行)

802.1X 贾璧羽 2023-01-09 发表

组网及说明

1 配置需求或说明

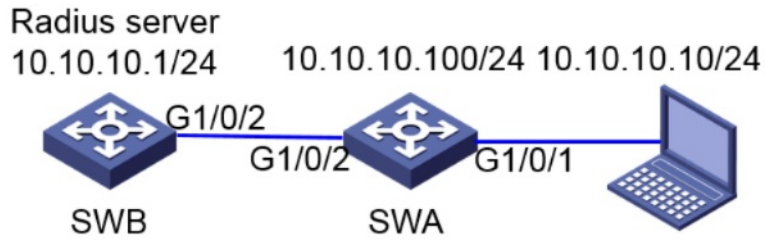
1.1 适用产品系列

本案例适用于S5000PV3/5130/5150系列的V7交换机，V5、V7交换机具体分类及型号可以参考“1.1 Co mware V5、V7平台交换机分类说明”。

1.2 配置需求及实现的效果

SWB作为radius服务器对SWA G1/0/1口下接入的终端做802.1X认证以控制其访问网络。

2 组网图



配置步骤

3 配置步骤

一. 激活SWB的freeradius特性包

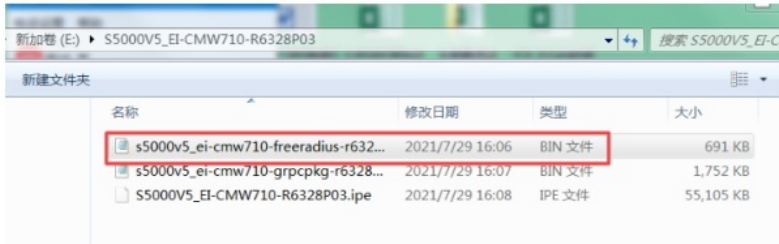
SWB作为radius服务器需要安装freeradius特性包并激活，该特性包伴随版本文件一起发布。

查看SWB的当前软件版本为Release 6328P03，从官网下载对应版本的freeradius特性包。

```
<H3C>dis version
H3C Comware Software, Version 7.1.070, Release 6328P03
Copyright (c) 2004-2021 New H3C Technologies Co., Ltd. All rights reserved.
H3C S5024PV5-EI-HPWR uptime is 0 weeks, 0 days, 0 hours, 29 minutes
Last reboot reason : Cold reboot

Boot image: flash:/s5000v5_ei-cmw710-boot-r6328p03.bin
Boot image version: 7.1.070, Release 6328P03
  Compiled Jul 12 2021 11:00:00
System image: flash:/s5000v5_ei-cmw710-system-r6328p03.bin
System image version: 7.1.070, Release 6328P03
  Compiled Jul 12 2021 11:00:00

Slot 1:
Uptime is 0 weeks,0 days,0 hours,29 minutes
S5024PV5-EI-HPWR with 1 Processor
BOARD TYPE:      S5024PV5-EI-HPWR
DRAM:           512M bytes
FLASH:          256M bytes
PCB 1 Version:  VER.B
Bootrom Version: 141
CPLD 1 Version:  001
Release Version: H3C S5024PV5-EI-HPWR-6328P03
--- More ---      Patch Version : None
Reboot Cause :   ColdReboot
```



将电脑上的freeradius特性包上传进SWB的系统文件，保证电脑和SWB地址可达，电脑防火墙关闭。

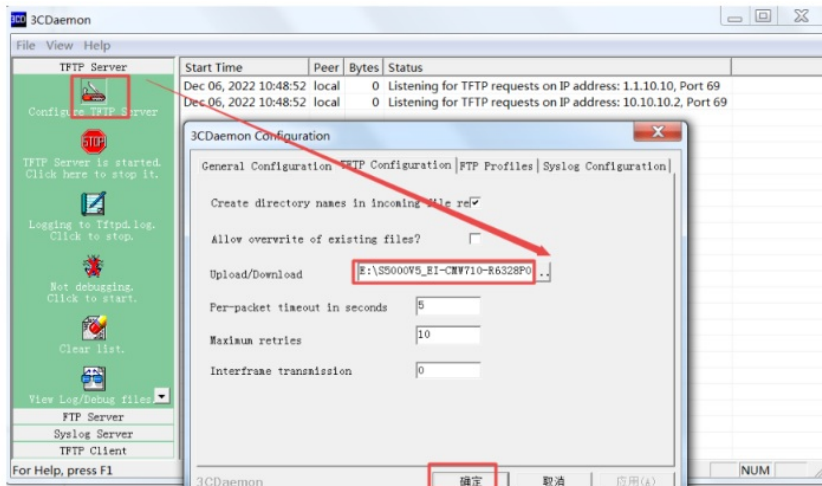
<SWB> system-view //进入系统视图

[SWB]int vlan 1 //进入vlan1虚接口

[SWB-Vlan-interface1] ip address 10.10.10.1 255.255.255.0 //配置IP地址为10.10.10.1，掩码为24位

```
[H3C]dis ip int b
*down: administratively down
(s): spoofing (1): loopback
Interface      Physical Protocol IP address      VPN instance Description
Vlan1         up          10.10.10.1     --              --
[H3C]ping 10.10.10.1
Ping 10.10.10.1 (10.10.10.1): 56 data bytes, press CTRL+C to break
56 bytes from 10.10.10.1: icmp_seq=0 ttl=255 time=0.542 ms
56 bytes from 10.10.10.1: icmp_seq=1 ttl=255 time=0.351 ms
56 bytes from 10.10.10.1: icmp_seq=2 ttl=255 time=0.388 ms
56 bytes from 10.10.10.1: icmp_seq=3 ttl=255 time=0.381 ms
56 bytes from 10.10.10.1: icmp_seq=4 ttl=255 time=0.333 ms
..
```

电脑的3CD软件上选择freeradius特性包的路径



<SWB>tftp 10.10.10.2 get s5000v5_ei-cmw710-freeradius-r6328p03.bin //SWB通过tftp协议从10.10.10.2的电脑获取s5000v5_ei-cmw710-freeradius-r6328p03.bin文件
此时查看SWB的系统文件，freeradius的特性包已经下载成功

```
<H3C>dir
Directory of flash:
 0 -rw-      220684 Jan 01 2013 00:00:01 defaultfile.zip
 1 drw-          - Jan 01 2013 00:00:27 diagfile
 2 drw-          - Jan 01 2013 00:00:16 license
 3 drw-          - Jan 01 2013 00:00:27 logfile
 4 drw-          - Jan 01 2013 00:00:54 rlt
```